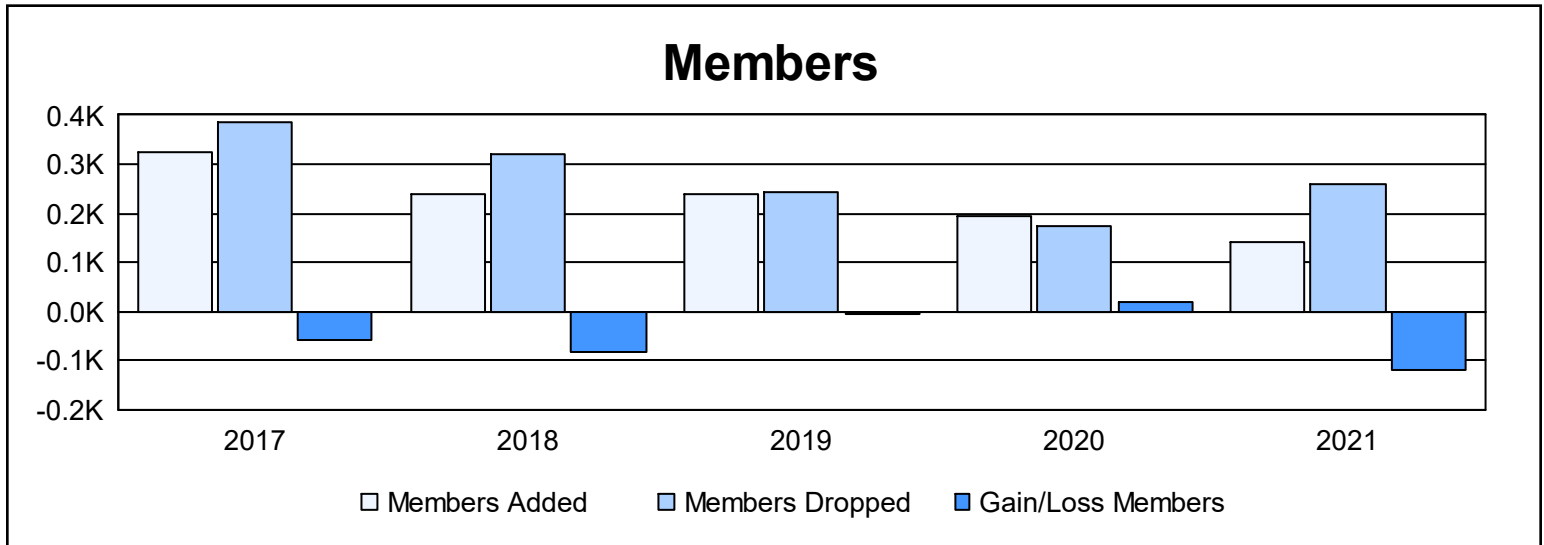
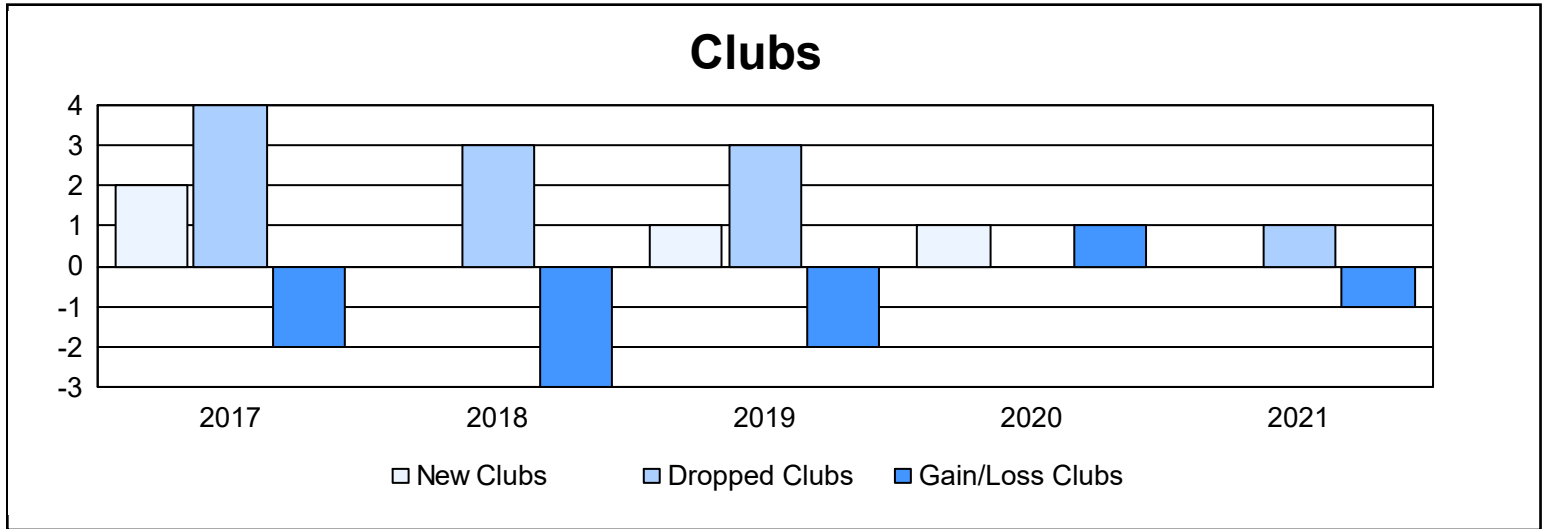
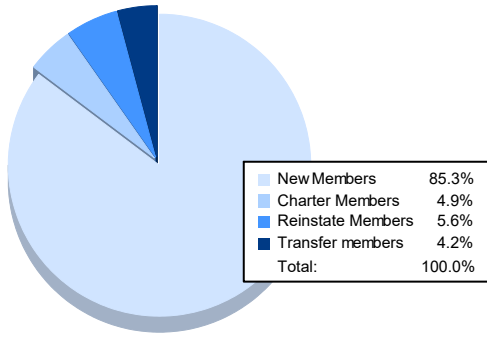


| Year | New Clubs | Dropped Clubs | Gain/ Loss Clubs | New Members | Charter Members | Reinstate Members | Transfer Members | Total Member Added | Total Members Dropped | Gain/ Loss Members |
|----------------|-----------|---------------|------------------|-------------|-----------------|-------------------|------------------|--------------------|-----------------------|--------------------|
| 2016-2017 | 2 | 4 | -2 | 216 | 81 | 14 | 13 | 324 | 384 | -60 |
| 2017-2018 | 0 | 3 | -3 | 193 | 20 | 8 | 16 | 237 | 319 | -82 |
| 2018-2019 | 1 | 3 | -2 | 172 | 54 | 4 | 9 | 239 | 244 | -5 |
| 2019-2020 | 1 | 0 | 1 | 159 | 23 | 8 | 3 | 193 | 173 | 20 |
| 2020-2021 | 0 | 1 | -1 | 122 | 7 | 8 | 6 | 143 | 261 | -118 |
| Average | 1 | 2 | -1 | 172 | 37 | 8 | 9 | 227 | 276 | -49 |



Membership Composition June 2021 Cumulative



Gender Composition June 2021 Cumulative

